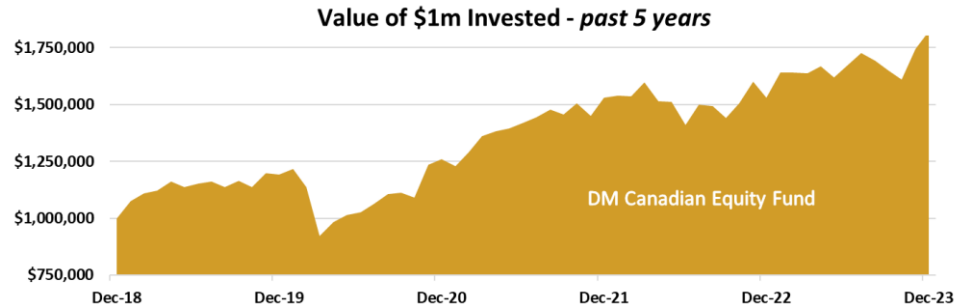


### DM CANADIAN EQUITY FUND

Returns to 31-Dec-2023	Q4-23	1yr	3yr	5yr
<b>DM Canadian Equity Fund</b>	<b>10.6%</b>	<b>19.3%</b>	<b>13.1%</b>	<b>12.8%</b>
S&P/TSX Total Return Index	<u>8.1%</u>	<u>11.7%</u>	<u>9.6%</u>	<u>11.3%</u>
Value added (Alpha)	<b>+2.5%</b>	<b>+7.6%</b>	<b>+3.5%</b>	<b>+1.5%</b>

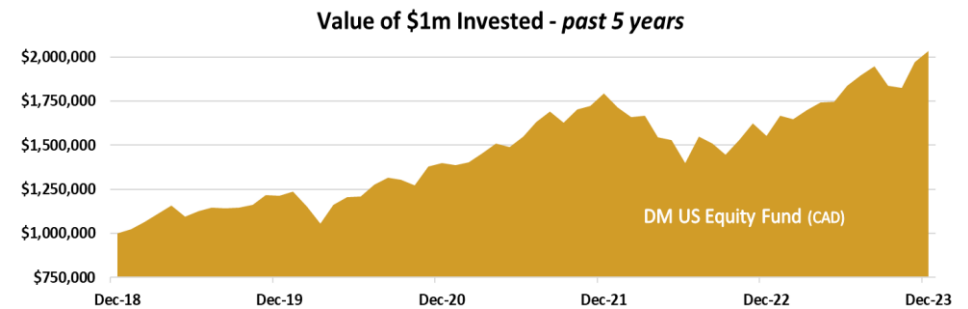
Top 5 Holdings:	Weight
Royal Bank	6.3%
Constellation Software	5.6%
TD Bank	5.6%
DRI Healthcare Trust	5.1%
Element Fleet Mgt.	4.6%



### DM US EQUITY FUND

Returns to 31-Dec-2023	Q4-23	1yr	3yr	5yr
<b>DM US Equity Fund (CAD)</b>	<b>10.8%</b>	<b>31.1%</b>	<b>13.3%</b>	<b>15.3%</b>
S&P 500 TR Index (CAD)	<u>8.9%</u>	<u>22.6%</u>	<u>11.1%</u>	<u>14.9%</u>
Value added (Alpha)	<b>+1.9%</b>	<b>+8.5%</b>	<b>+2.2%</b>	<b>+0.4%</b>

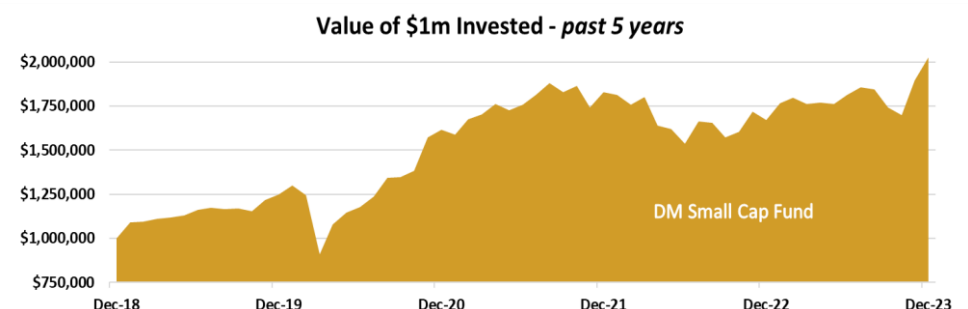
Top 5 Holdings:	Weight
Visa Inc.	6.8%
Alphabet Inc.	6.3%
Amazon.com Inc.	6.3%
Microsoft Corp.	5.8%
Berkshire-Hathaway Inc.	5.6%



### DM SMALL CAP FUND

Returns to 31-Dec-2023	Q4-23	1yr	3yr	5yr
<b>DM Small Cap Fund</b>	<b>16.3%</b>	<b>21.3%</b>	<b>7.9%</b>	<b>15.2%</b>
S&P/TSX Small Cap Index	<u>6.0%</u>	<u>4.8%</u>	<u>4.6%</u>	<u>8.4%</u>
Value added (Alpha)	<b>+10.3%</b>	<b>+16.5%</b>	<b>+3.3%</b>	<b>+6.8%</b>

Top 5 Holdings:	Weight
DRI Healthcare Trust	8.8%
Nuvei Corp.	6.8%
Badger Infrastructure	5.8%
Boyd Group Services	5.6%
Element Fleet Mgt.	5.4%



The information above compares the performance of DM equity funds with their respective "Total Return" benchmarks. Fund and benchmark performance is calculated prior to the deduction of investment management fees and after the deduction of all trading costs, using time-weighted rates of return. Performance presented is historical and does not indicate future performance.